

TROOP 109

PARENT'S GUIDE TO SCOUTING



FISHERS, INDIANA

***CROSSROADS OF AMERICA
COUNCIL***

OCTOBER, 2010

Parent's Guide to Scouting

Website: www.fisherstroop109.com

Email: scoutmaster@fisherstroop109.com

Table of Contents

What Is Boy Scouting?	4
The Beginning of Scouting.....	4
Purpose of the BSA.....	5
Aims and Methods of the Scouting Program.....	5
Troop 109 – Troop History.....	8
Boy Leader Program.....	8
Meet the Adult Leaders	9
Troop Organization.....	10
From the Boy's Perspective	10
The Patrol Leaders' Council.....	11
The Troop's Expectations of your Scouts.....	11
New Scout Patrol	12
The Parent's Role in a Successful Troop.....	12
Parent's role in the Advancement Process	13
Requirements for a Merit Badge Counselor	13
Parent's Role in Troop Transportation	13
The Parent's Role in Fundraising	13
Scout Account	14
Joining Requirements	14
Boy Scout Program Membership	14
Volunteer Scouters	14
Who Pays for It?	15
Troop Joining Requirements:	15
Dues and Registration	15
Medical Forms and Policies.....	16
Dispensing of Medicines at Camp	16
Uniforms & Equipment	16
Class 'A' Uniform.....	16
Class 'B' Uniform.....	16
Class 'C' Uniform.....	17
Uniform Exchange Program.....	17
Sources of BSA Uniforms.....	17
Required Books.....	17
Recommended Books.....	17
Advancement.....	17
Seven Ranks in Scouting	17
Scout.....	18
Tenderfoot	19
2 nd Class.....	19
1 st Class	20

Star	20
Life	21
Eagle	21
Scoutmaster Conference	22
Boards of Review	22
Troop Court of Honor.....	23
Eagle Court of Honor	23
Discipline.....	24
Communications.....	24
Meetings.....	24
Troop Meeting Format.....	24
Service Projects.....	25
Camping Program	25
Monthly Campouts	25
Troop Gear.....	26
Scout Responsibilities.....	27
High Adventure.....	28
Appendix A – Maps to Council Camps.....	29
Directions to Camp Ransburg	29
Camp Map of Camp Ransburg.....	30
Directions to Camp Kikthawenund	31
Directions to Camp Belzer	31
Directions to Camp Krietenstein	31
Directions to Camp Red Wing	32
Directions to Camp Bear Creek	32

What Is Boy Scouting?



The Beginning of Scouting

Scouting, as known to millions of youth and adults, evolved during the early 1900s through the efforts of several men dedicated to bettering youth. These pioneers of the program conceived outdoor activities that developed skills in young boys and gave them a sense of enjoyment, fellowship, and a code of conduct for everyday living.

In this country and abroad at the turn of the century, it was thought that children needed certain kinds of education that the schools couldn't or didn't provide. This led to the formation of a variety of youth groups, many with the word "Scout" in their names. For example, Ernest Thompson Seton, an American naturalist, artist, writer, and lecturer, originated a group called the Woodcraft Indians and in 1902 wrote a guidebook for boys in his organization called the Birch Bark Roll.

Meanwhile in Britain, Robert Baden-Powell, after returning to his country a hero following military service in Africa, found boys reading the manual he had written for his regiment on stalking and survival in the wild. Gathering ideas from Seton, America's Daniel Carter Beard, and other Scoutcraft experts, Baden-Powell rewrote his manual as a nonmilitary skill book, which he titled *Scouting for Boys*. The book rapidly gained a wide readership in England and soon became popular in the United States.

In 1907, when Baden-Powell held the first campout for Scouts on Brownsea Island off the coast of England, troops were spontaneously springing up in America. William D. Boyce, a Chicago publisher, incorporated the Boy Scouts of America in 1910 after meeting with Baden-Powell. (Boyce was inspired to meet with the British founder by an unknown Scout who led him out of a dense London fog and refused to take a tip for doing a Good Turn.) Immediately after its incorporation, the BSA was assisted by officers of the YMCA in organizing a task force to help community organizations start and maintain a high-quality Scouting program. Those efforts climaxed in the organization of the nation's first Scout camp at Lake George, New York, directed by Ernest Thompson Seton. Beard, who had established another youth group, the Sons of Daniel Boone (which he later merged with the BSA), provided assistance. Also on hand for this historic event was James E. West, a lawyer and an advocate of children's rights, who later would become the first professional Chief Scout Executive of the Boy Scouts of America. Seton became the first volunteer national Chief Scout, and Beard, the first national Scout Commissioner.

Purpose of the BSA

The Boy Scouts of America was incorporated to provide a program for community organizations that offers effective character, citizenship, and personal fitness training for youth. The Scouting program is based on the principle that learning can be fun. Troop 109 will offer him a unique learning experience. Every Scouting activity and the manner in which it is organized and conducted, has a purpose behind it – to help develop character, fitness, citizenship, and leadership.

Specifically, the BSA endeavors to develop American citizens who are physically, mentally, and emotionally fit; have a high degree of self-reliance as evidenced in such qualities as initiative, courage, and resourcefulness; have personal values based on religious concepts; have the desire and skills to help others; understand the principles of the American social, economic, and governmental systems; are knowledgeable about and take pride in their American heritage and understand our nation's role in the world; have a keen respect for the basic rights of all people; and are prepared to participate in and give leadership to American society.

Aims and Methods of the Scouting Program

The Scouting program has three specific objectives, commonly referred to as the "Aims of Scouting." The three aims of Scouting represent the long-term goals we have for all of the boys and form the basis for our program. Boy Scouting works towards three aims:

Build character – developing the Scout's personal qualities, values, and outlook; honesty, courage, integrity, self-discipline, self-confidence, and self-respect.

Foster citizenship – training the Scout for his duties, obligations, privileges, and responsibilities as a citizen and member of his community.

Develop fitness – helping the Scout to develop physically, mentally, morally, and emotionally.

The methods by which the aims are achieved are listed below in random order to emphasize the equal importance of each.

Ideals: The ideals of Boy Scouting are spelled out in the **Scout Oath, the Scout Law, the Scout motto, and the Scout slogan**. The Boy Scout measures himself against these ideals and continually tries to improve. The goals are high, and as he reaches for them, he has some control over what and who he becomes.

Patrols: The patrol method gives Boy Scouts an experience in group living and participating citizenship. It places responsibility on young shoulders and teaches boys

how to accept it. The patrol method allows Scouts to interact in small groups where members can easily relate to each other. These small groups determine troop activities through elected representatives.



Outdoor Programs: Boy Scouting is designed to take place outdoors. It is in the outdoor setting that Scouts share responsibilities and learn to live with one another. In the outdoors the skills and activities practiced at troop meetings come alive with purpose. Being close to nature helps Boy Scouts gain an appreciation for the beauty of the world around us. The outdoors is the laboratory in which Boy Scouts learn ecology and practice conservation of nature's resources.


Advancement: Boy Scouting provides a series of surmountable obstacles and steps in overcoming them through the advancement method. The Boy Scout plans his advancement and progresses at his own pace as he meets each challenge. The Boy Scout is rewarded for each achievement, which helps him gain self-confidence. The steps in the advancement system help a Boy Scout grow in self-reliance and in the ability to help others.

Associations With Adults. Boys learn a great deal by watching how adults conduct themselves. Scout leaders can be positive role models for the members of the troop. In many cases a Scoutmaster who is willing to listen to boys, encourage them, and take a sincere interest in them can make a profound difference in their lives.

Personal Growth. As Boy Scouts plan their activities and progress toward their goals, they experience personal growth. The Good Turn concept is a major part of the personal growth method of Boy Scouting. Boys grow as they participate in community service projects and do Good Turns for others. Probably no device is as successful in developing a basis for personal growth as the daily Good Turn. The religious emblems program also is a large part of the personal growth method. Frequent personal conferences with his Scoutmaster help each Boy Scout to determine his growth toward Scouting's aims.



Leadership Development. The Boy Scout program encourages boys to learn and practice leadership skills. Every Boy Scout has the opportunity to participate in both shared and total leadership situations. Understanding the concepts of leadership helps a boy accept the leadership role of others and guides him toward the citizenship aim of Scouting.



Uniform. The uniform makes the Boy Scout troop visible as a force for good and creates a positive youth image in the community. Boy Scouting is an action program, and wearing the uniform is an action that shows each Boy Scout's commitment to the aims and purposes of Scouting. The uniform gives the Boy Scout identity in a world brotherhood of youth who believe in the same ideals. The uniform is practical attire for Boy Scout activities and provides a way for Boy Scouts to wear the badges that show what they have accomplished.

Scout Oath

On my honor I will do my best
To do my duty to God and my country
And to obey the Scout Law;
To help other people at all times;
To keep myself physically strong,
mentally awake, and morally straight.

Scout Law

A Scout is trustworthy, loyal,
helpful, friendly, courteous, kind,
obedient, cheerful, thrifty, brave,
clean, and reverent.

Scout Motto

Be Prepared

Scout Slogan

Do a good turn Daily

Outdoor Code

As an American, I will do my best to
Be clean in my outdoor manners,
Be careful with fire,
Be considerate in the outdoors, and
Be conservation-minded.
Lord Baden-Powell – Founder of Scouting

Troop 109 – Troop History

Troop 109 has been operating continuously since 1950, and is one of many Boy Scout troops in Fishers, Indiana. The troop is sponsored by the Fishers United Methodist Church (FUMC) and holds its weekly meetings at FUMC at 116th St. and USA Parkway. The Troop is part of the Del-Mi District (Hamilton and Tipton counties) www.del-mi.org within the Crossroads of America Council www.crossroadsbsa.org. Our current Scoutmaster is John Rombach, who has been with the troop since 2004 and Scoutmaster since 2007.

Boy Leader Program

A key principle of the scouting program is the emphasis on boy leadership. Scouts are put in patrols, which are groups of 8 - 10 scouts similar in age. The patrol is lead by the Patrol Leader and Assistant Patrol Leader. The Patrol Leaders are elected by their patrol membership every 3 or 6 months. The Senior Patrol Leader is the scout who is responsible for planning and conducting the troop activities.

Each year in February or August, the Scouts vote to fill important leadership positions. Scouts are elected to staff positions, and together with the Senior Patrol Leader they

provide most of the planning, organization and leadership of the troop. These include Quartermasters who maintain and distribute troop gear such as tents, cooking equipment, and food.

The Chaplain Aide is responsible for the invocation at Court of Honors and for a small nondenominational service at camp. Instructors are used in the training of both new and older Scouts in various Scoutcraft areas, both at the weekly meetings and campouts.

In order for the program to have continuity and meaning, it is important the boys attend the weekly meeting on Tuesday nights and attend all of the camps. Weekly meetings are from 7:00 PM to 8:30 PM. Full Scout uniform is required for all regular meetings.

Each member is required to have a full uniform. A full uniform is a Scout shirt and Scout Pants. Scout shorts are permitted, but they must be worn with Scout socks. Uniforms can be purchased from the Scout Shop located in the Council Service Center at 7125 Fall Creek Road North, Indianapolis. We maintain a uniform exchange within the troop. Uniforms in the exchange are free of charge to our members. Since boys grow so quickly, donating to and issuing uniforms from the exchange makes sense. We do not require neckerchiefs to be worn except for Courts of Honor.

Meet the Adult Leaders

Scoutmaster – John Rombach – John has been involved with Troop 109 since 2004. He has spent over 10 years as an adult Scouter. He joined the Troop in 2004 as an Assistant Scoutmaster and became Scoutmaster in 2007.

Assistant Scoutmaster – Art Baker

Assistant Scoutmaster – Linn Boyd

Assistant Scoutmaster – Chris Johnson

Assistant Scoutmaster – Ross Hendeson

Assistant Scoutmaster – Ellen Huckabee

Assistant Scoutmaster – Chris Johnson

Assistant Scoutmaster – Greg Kirkland

Assistant Scoutmaster – Mark Ogden


Assistant Scoutmaster – Frank Spall

Assistant Scoutmaster – Alan Spott

Assistant Scoutmaster – Bill Tucek

Assistant Scoutmaster – Dave White

Troop Organization



From the Boy's Perspective

A key principle of the Scouting program is the emphasis on boy leadership. Scouts are put in a patrol (group of 8 – 10 Scouts) that is led by the Patrol Leader. At meetings and camps, activities are planned around the idea of patrol participation. Much of the planning, organization and leadership of the troop is provided by the older Scouts. It is up to the scout leaders to not only plan the activities, both camping and troop meetings, but to also execute those plans.

Participation in all Scouting events is at the discretion of the individual Scout. However, to have the most positive experience both in learning and advancement, a goal of 95 – 100% participation in Scouting events is strongly recommended. If a Scout has a conflict with an event the Scout should advise their patrol leader and an adult leader. Many times arrangements can be made to accommodate late arrival to camps due to athletic or other outside commitments. Many of our Scouts actively participate in school athletics, youth groups, and marching band, while still having time for family and social obligations.

Time is an equal opportunity employer. Each scout has exactly the same number of hours and minutes each day. Rich people cannot buy more time. Scientists cannot invent new minutes. And you cannot save time to spend on another day. Even so, time is amazingly fair and forgiving. No matter how much time you have wasted in the past, you still have an entire tomorrow waiting for you. Success depends on using your time wisely - by

planning and setting priorities in your life. Time is worth more than money, and by killing time and not using it wisely, you are killing your own chances for success!



The Patrol Leaders' Council

As a Patrol Leader, the Scout is a member of the Patrol Leaders' council, and the Patrol Leader serves as the voice of his patrol members. Patrol Leaders should present the ideas and concerns of their patrol and in turn share the decisions of the Patrol Leaders' council with his patrol members.

The Patrol Leaders' council is made up of the senior Patrol Leader, who presides over the meetings; the assistant senior Patrol Leader, all Patrol Leaders, and the troop guide. The Patrol Leaders' council plans the yearly troop program at the annual troop program planning conference. It then meets monthly to fine-tune the plans for the upcoming month.

The Troop's Expectations of your Scouts

Your Scout is expected to be in regular attendance for meetings and camps. You should also expect him to attend community service projects that occur from time to time. He is expected to conduct himself according to the principles of Scouting as embodied by the Scout Law. He is encouraged and offered every opportunity to learn Scout Skills, to demonstrate what he has learned, and to complete the steps required to advance in rank. At all times he is free to move at the pace the he and you, as parents, agree is appropriate for him. We would like to see every Scout advance through the ranks and become Eagle Scouts, but only about 2% of the boys who enter Scouting achieve this lofty goal.

As a member of a patrol, your Scout will learn to work together with his patrol members in an atmosphere of teamwork. As he learns and grows, he will have opportunities for leadership positions in the Troop. Leadership is an opportunity, not a reward or a popularity contest. Scouts in positions of leadership are expected to have excellent attendance and to exhibit Scout Spirit. As with any organization, we cannot operate without our leadership.

New Scout Patrol

The Boy Scout program is very different from the Cub Scout program - mostly in the fact that it is **Boy-Led**. If scouts are coming from a well-run Webelos program where they were given responsibilities and decision-making opportunities, they will shift into a troop environment easily.

The Parent's Role in a Successful Troop

We want and need parents to support our program in a variety of ways. All of our meetings and camps are always open for parents to visit and observe. We do discourage parents from attending meeting and camps on a regular basis until your son becomes acclimated to the troop. Experience has taught us that parents tend to be overly protective of their sons and the boys tend to be more reluctant to join in if their parents are present. It is important that your son begins to develop independence and that you also begin to learn to let go. We offer an excellent opportunity for both things to happen in a controlled, supervised atmosphere. Watching your son(s) grow and mature into fine young men is the reward that keeps leaders in Scouting.

Once a scout achieves one of the leadership positions such as Senior Patrol Leader, Assistant Senior Patrol Leader, Patrol Leader, Assistant Patrol Leader, or one of the many staff positions, there will be additional responsibilities and ways that parents can contribute to the troop. Remember that being a Patrol Leader is probably the toughest job in Scouting! Remember that these are boys leading the activities - things might not always run as smoothly as they would like - but they will learn from the experience. Your son will be expected to set a positive example by properly wearing his Scout uniform to every meeting. Periodically, your son will take part in patrol meetings. Each week, your son may be responsible for communicating the information regarding the upcoming meeting or campout to his fellow scouts. You may find yourself scheduling family outings and vacations around campouts, High Adventure trips, or other troop activities.

You may find yourself driving boys to camp more often. It will seem like your son is constantly busy doing things for the troop, like working on Eagle Projects, other service to the community, preparing for an upcoming campout or meeting, or helping another scout. Your son will need your understanding and support to help him over any rough spots. At a minimum, we require that parents help the troop by volunteering to volunteer to drive either to or from camps. You are free to volunteer more frequently if you desire. In addition, we have a Troop Committee, which meets several times a year to assist the

leaders in running the troop. Parent volunteers can serve in any of the following roles: Committee Chairmen, Advancement, Equipment, Treasurer, Secretary, Life to Eagle Coordinator, Outdoor Activity, Fishers Freedom Festival, Christmas Tree Lot, Popcorn.

Parent's role in the Advancement Process

The first role a parent can play is to encourage their sons to advance at their own rate in the scouting program. Every boy requires motivation from time to time. Remember, Scouting unlike school does not require a boy to advance. Scouts usually enjoy the program better if you let them advance at their own rate. Do offer to expose them to helpful resources that can help them to reach their own goals. The second role a parent can play is to help by either teaching a skill or checking the boys' understanding of the scout skill so the boy will receive credit for knowing the Scout skill in question. We have materials developed for parents to use in these endeavors. Ask your Scoutmaster or one of the assistants to help. The only stipulation is that a parent cannot approve or sign off for their-own child.

It is important that every parent remember that Troop 109 is a volunteer organization. Nobody gets paid for the time and effort devoted to the program of the troop. It is important that each parent contribute their assistance and talents to the troop.

Requirements for a Merit Badge Counselor

One of the best ways you can assist the troop is by becoming a merit badge counselor for the one of over 120 areas available. Adults must be at least 18 years of age and submit an adult application for council approval. If you have unique skills and education or experience or knowledge in a subject you think might interest the boys, then we want to hear about it. The key is to have a desire to turn a color-embroidered piece of cloth into something the kids want to learn more about and earn.

Parent's Role in Troop Transportation

Parents are expected to occasionally help drive to campouts. Sign up sheets are available at any meeting. Without parents to support our transportation needs the Troop would not be able to camp each month. This is a critical function to making our troop's program a success. When a parent has signed up to drive to a camp, they are expected to drive even if their son is not going to camp. Should we have sufficient drivers for that trip every effort will be made to let the parents that don't have a Scout at camp to be excused from that trip. All help is greatly appreciated by the troop.

The Parent's Role in Fundraising

What does it take to fund our activities each year? Troop 109 has expenses that include: camp fees, merit badges, rank badges, camping equipment purchase and repair, bus

maintenance, food, propane, merit badge books for the troop library, high adventure camp, etc.

With the amount of funding required it is important that the Troop perform fundraising activities to fill in the gap between the amount of camping fees we collect each month and the actual costs each month. Toward this end the Troop has several fundraisers each year. These events are as follows:

Popcorn Sale – Every fall between October and November
Christmas Tree Lot at Marsh on 116th and Allisonville Rd. – December
Fishers Freedom Festival Brat/Hotdog stand – last weekend of June

Each Scout is expected to participate since they use the Troop's equipment every time they camp.

The Scout can benefit from the fundraiser as a percentage of the profits from some of the fundraisers are put into the Scout's account with the troop.

The Troop also has committee positions available for parents with great fundraiser ideas to help defray the costs. This provides another way for a parent to sign up and help the Troop.

Scout Account

All of proceeds that a Scout earns from these fundraisers is deposited into his troop account. This money can be used for any Scouting activity, such as a monthly campout, High Adventure trip, troop activity, or the annual rechartering with the BSA. The money cannot be withdrawn from the account and when the boy leaves the troop any remaining balance reverts back to the troop general fund.

In addition, there are occasions when the troop will reimburse drivers for gas and toll expenses. This money is typically also deposited into the Scout's account, rather than having a check written.

Joining Requirements

Boy Scout Program Membership

Boy Scouting, one of the traditional membership divisions of the BSA, is available to boys who have earned the Arrow of Light Award or have completed the fifth grade, or who are 11 through 17 years old. The program achieves the BSA's objectives of *developing character, citizenship, and personal fitness qualities among youth by focusing on a vigorous program of outdoor activities.*

Currently, the Boy Scout program membership as of December 31, 2008 is:
905, 879 Boy Scouts/Varsity Scouts
528,534 Adult Volunteers
50,051 Troops/Teams

Volunteer Scouters

Thousands of volunteer leaders, both men and women, are involved in the Boy Scouting program. They serve in a variety of jobs—everything from unit leaders to chairmen of troop committees, committee members, merit badge counselors, and chartered organization representatives. Like other phases of the program, Boy Scouting is made available to community organizations having similar interests and goals. Chartered organizations include professional organizations; governmental bodies; and religious, educational, civic, fraternal, business, labor, and citizens' groups. Each organization appoints one of its members as the chartered organization representative. The organization is responsible for leadership, the meeting place, and support for troop activities.

Who Pays for It?

Several groups are responsible for supporting Boy Scouting: the boy and his parents, the troop, the chartered organization, and the community. Boys are encouraged to earn money whenever possible to pay their own expenses, and they may also contribute dues to their troop treasuries to pay for budgeted items. The Fishers United Methodist Church has sponsored Troop 109 for much of its existence.

Troops obtain additional income by working on approved money-earning projects. The community, including parents, supports Scouting through the United Way, Friends of Scouting campaigns, bequests, and special contributions to the BSA local council. This income provides leadership training, outdoor programs, council service centers and other facilities, and professional service for units.

Troop Joining Requirements:

Repeat the Pledge of Allegiance.

Demonstrate the Scout Salute, Sign, Handclasp and describe when they are used.

Show how to tie a square knot.

Describe the Scout badge and what the different parts of it represent.

Understand and be able to talk about the Scout Oath, Scout Slogan, Scout law, Outdoor code,

Scout Motto.

Participate in a Scoutmaster conference (a general discussion with the Scoutmaster about yourself, family, interests, school, etc.). It is the Scout's responsibility to request a conference with the Scoutmaster.

Dues and Registration

When a boy joins the troop, he pays a registration fee which is used to register him as a Scout, supply him a neckerchief and 109 patch for his uniform, and to subscribe him to *Boy's Life* magazine. In addition, a portion of the troop dues used to purchase one year of necessary troop supplies, awards, and badges, and to help operate the troop program.

Troop dues are paid annually in April, or when a boy joins during the year. To join, you son needs to bring his completed application and registration fee to a troop meeting.

Current Annual Dues are:

New Scouts (w/ *Boy's Life*) - \$42.00

New Scouts (no *Boy's Life*) - \$30.00

Rechartering Scouts (w/ *Boy's Life*) - \$42.00

Rechartering Scouts (no *Boy's Life*) - \$30.00

Medical Forms and Policies

Each Scout is to have a current, signed medical form on file with the troop. (Part A and C at a minimum).

This is also used as the parents authorization for camps and trips. If the Scout is attending a summer camp, the Part B portion needs to be completed. This requires a physical exam by a doctor or a sports physical. The Scout form needs to be completed and signed. Scout physicals are good for 12 months.

Dispensing of Medicines at Camp

Any Scout requiring medication on a continuing basis or for the duration of a camp, needs to advise the Scoutmaster. The medication will be administered by an adult leader at camp or by the camp medical staff. The medication needs to be in the original bottles with the scout's name on them. It is our policy not to give Scouts non-prescribed medicine without a signed permission slip from the parents or by direction of the camp medical staff.

Uniforms & Equipment

Every boy who has ever entered Scouting will look at the Boy Scout Catalog with big eyes and want one of everything. If your son has crossed over from Cub Scouts you have already encountered such behavior. The following are the different uniform combinations that the Troop requires each boy to have:

Class 'A' Uniform

Regulation BSA shirt –

Khaki either long or short sleeve

Patches – Crossroads of America Council

Leadership position (furnished by the Troop)

Patrol Patch (patrol may change)

Troop Number 109 patch (furnished by the Troop)

Neckerchief (furnished by the Troop)

Regulation BSA pants – Green

Regulation BSA Shorts – optional (recommended for summer wear)

Regulation Green Socks – for wear with shorts in summer

BSA Green web belt - optional

BSA Hat - optional (many choices here and none are required for this troop)

Class 'A' uniforms are required at all Troop meetings, including Courts of Honors except advancement nights. When traveling to camp Class 'A' uniform is required unless directed otherwise.

Class 'B' Uniform

BSA Polo shirt (available for purchase from the council scout shop) replaces the BSA shirt, the remaining uniform items will be worn.

Class 'B' uniforms are worn at other functions as directed by the Senior Patrol Leader.

Class 'C' Uniform

Any Boy Scout T-shirt & jeans or other non-scout pants, socks, etc.

Note: neckerchief is only worn for formal occasions such as courts of honor or other designated occasions as directed by the Troop and his patrol leader.

Uniform Exchange Program

Our Troop has a uniform exchange program where you can exchange your son's old uniform (out grown) for a larger uniform (used). This can save money. See the Scoutmaster for details.

Sources of BSA Uniforms:

The Scout Shop, located inside the Crossroads of America Council offices, is a good source for camping gear and official Boy Scout Uniforms. The Scout center is located at 7125 Fall Creek Road North, Indianapolis. The Council Office Phone is: (317) 813-7125.

Required Books

Boy Scout Hand Book is required for all Scouts. Your son's rank advancement activities are spelled out in this book along with the information that is needed to pass the requirement. The troop recommends each Scout read the handbook to prepare them for rank advancement.

Recommended Books

Boy Scout Field Book is a good source of additional information and in-depth information on material covered in the *Boy Scout Handbook*.

Advancement

The advancement program is one of the foundations of Scouting. The program is based on instruction and then individual testing where the Scouts make progress as they are

ready. Scouting, according to its founder Lord Baden-Powell, is a game with a purpose. Scouting is learned while having fun.

Seven Ranks in Scouting

There are 7 ranks in Boy Scouting, culminating with the Eagle Scout rank. It should be noted that about 2% of all Scouts make Eagle Scout Rank. The first 4 ranks (Scout, Tenderfoot, 2nd Class, & 1st Class) are a time for a scout to learn skills for outdoors, self-sufficiency, and citizenship. The last 3 ranks (Star, Life, Eagle) are earned by completion of merit badges, service efforts, and leadership. Once First Class rank is earned, a scout changes from being a 'learner' to a 'leader' and is expected to teach new scouts.

An active boy scout can reach First Class rank in 12 months and should reach First Class within 18 months. This program schedule offers an example of activities that will have scouts meet that time schedule. The advancement activities listed for Troop Meetings occur during the 'Patrol Time' in each meeting - if your troop does not have this time, then these activities would need to occur before or after the meeting or at a separate patrol meeting. Either the Scoutmaster, Assistant Scoutmaster, or senior scout will sign off on scout advancements - depending on the troop policy. We allow Troop Guides to sign off for scouts in the patrol they are mentoring.

There are four basic steps in the completion of any of the advancement requirements in the Boy Scouts of America. The first one is teach, where an older scout or adult teaches a younger scout about the requirement. The next step is test, where the scout demonstrates his ability to successfully complete the requirement. If the scout was just taught the skill, he must wait at least 24 hours before he can demonstrate his proficiency at it. The third step is review as the scout meets with an adult leader to talk about his Scouting career and hopes for the future. It is also a great time to talk about the scout's opinion on how we can make the troop even better. The final step is recognize and this is done three times a year at a Court of Honor. At the Court of Honor, we award all of the merit badges, rank advancements, camping and hiking awards, as well as any special awards the scouts have earned in the previous six months.



Scout

The first rank focuses on memorizing the Pledge of Allegiance, Scout Oath and Law, demonstrating how to tie a square knot, and knowing the parts of the Scout badge. This

conference is done with the Scoutmaster and is a way for us to get to know the scout and his family and for them to begin to get to know the troop.



Tenderfoot

Here your son starts to get a taste for the outdoors and working with his patrol to get things done, whether it be at a monthly campout or any troop activity. He spends his first night in a tent that he pitched and begins to learn some basic first aid. Here is where your son begins to learn to live by the Scout Law and the value of service to others.



2nd Class

The focus shifts to more outdoor requirements and how to survive in the wilderness. He learns about maps, advanced first aid, cooking, and begins to spend more and more time in the woods. It is here that he may get his first chance to learn about leading others. When the boy receives this rank, we recognize the contributions of his mother, and all that she has done to get him to this point. The pin she is presented can be worn with pride knowing that she has helped her son get this far on the Scouting Trail.



1st Class

This is where leadership really starts to begin. At this point, most kids are thinking of becoming Patrol Leaders or Assistant Patrol Leaders. They find out how hard it is to lead when you are just learning how to do something yourself. Almost all of these requirements are of the outdoors variety, but there is an emphasis on citizenship as well. First aid training will teach him how to possibly save someone's life in the future.




Star

He is now one of the senior boys in the troop and is ready for a High Adventure challenge. For this point forward, advancement is as much about leadership as it is about requirements. There are merit badges to be completed and community service to be performed. All the while, there are younger scouts to share experiences with and lead.



Life

Your son is now standing at the base of the Eagle Summit. It has been a hard journey to this point, but nothing like what awaits him if he chooses to pursue his Eagle Scout award. Just like when his parents apply for new jobs from time to time, your son will need to brush up his personal selling skills. He should be prepared to tell the new SPL why he is the best person for the job, tell him what he'll do if, and tell him if he is prepared to make the commitment that's necessary to be a leader in this troop. If he needs a position of responsibility for rank advancement and does not get selected, the troop will offer him the chance to organize and run a service project that will provide a similar level of leadership experience as an appointed position. When the boy receives this rank, we again recognize the contributions of his parents, and all that they have done to get him to this point.



Eagle

We know that your son has worked hard to obtain this rank and he is very possibly already looking ahead to Eagle. We are sure you know that our Troop has very high standards for our advancement program, and the path to Eagle is no exception. As your son approaches becoming an Eagle Scout, there are some expectations we have that he needs to be aware of. Twenty-one merit badges and a service project alone do not make an Eagle Scout. There are five advancement requirements to become an Eagle, and these are but the first two. He will also be required to demonstrate leadership, time in rank as a Life Scout, actively support the Troop's programs, and exhibit proper Scout spirit.

Many feel that if they are in Scouting for a long time, but do not make Eagle that it will not have been a successful journey. That could not be further from the truth. While making Eagle is the crowning jewel to a boy's journey through Scouting, the life lessons learned and the confidence he has that he can take care of himself are even more important. He has learned to work with others and eventually to lead others. He has learned about success and how to overcome failure.

Scoutmaster Conference

It is important to remember what a Scoutmaster Conference is all about. It is our chance as adult leaders to know and develop a relationship with each Scout. A different Scoutmaster or Assistant Scoutmaster works with each rank, so your son will eventually meet with all of the adult leaders. Once a Scout has completed all of the requirements for a rank, it is his responsibility to schedule a Scoutmaster Conference with the Scoutmaster or an Asst. Scoutmaster.

This conference is not a test. It is a chance for the scout and the adult to talk about his Scouting career to that point. Once the boy successfully completes this Scoutmaster Conference, the adult leader will sign it off and your son will be eligible for a Board of Review.

Boards of Review

Scouts are to schedule their own Board of Review after the Scoutmaster conference. Once they have completed the Scoutmaster Conference for the rank they are seeking, the boys must notify the troop Advancement Chairman that he is ready for the Board of Review. The Advancement Chairman will let him know when the Board of Review will be scheduled.

The primary purpose of a Board of Review is to review a Scout's advancement record and determine if he is qualified to be passed on to the next rank. The Board consists of three or four adults and is an important part of the Boy Scout experience which benefits both the troop and the Scout. It is an important way for the troop committee to gain feedback on troop activities, as the Scout is usually asked what he liked best or least. It is also an excellent chance for the Scout to gain experience in the interview process – a skill which will help him when he begins looking for a job as he gets older.

As a Scout grows he advances through the ranks from Scout, Tenderfoot, Second Class Scout, First Class Scout, Star Scout, Life Scout, and finally Eagle Scout. For each rank, the Scout must fulfill requirements that are outlined in the Scouting Handbook. He must be an active member of the Troop, and he must pass a Board of Review. For the Ranks up to First Class a board of peers conducts the reviews. For Star and Life Scouts, the Board is made up of parents. For Eagle Scout, a member of the District Staff must also be present. The purpose of the board is to verify that the Scout has fulfilled his requirements, has grown as an individual, and exemplifies the principles of Scouting in a manner appropriate for the rank being earned.

Troop 109 has established some guidelines for Scouts in preparation for a Board of Review:

- Wear the complete uniform, including merit badge sash and troop neckerchief. The appropriate dress uniform for the BSA is the Class “A” uniform.
- Each scout will be asked to repeat the Scout Oath and Law, as well as the Outdoor Code. Older scouts who cannot successfully repeat all of these may be asked to come back.
- The members of the Board of Review will ask questions that are pertinent to the rank your son is seeking. Some will be about skills he has acquired while working towards this rank; while others might focus on how he has made Scouting a part of his everyday life.
- After he has answered all of the questions, he will be excused while the Board reviews his qualifications for the rank he is seeking. When the boy passes his review he will immediately be awarded the rank patch and be recognized in front of his peers. While he will not be awarded the rank card until the next troop Court of Honor, the official date of rank will be the date of this Board of Review. The time requirements for the next rank begin when the Board approves his advancement, not when he gets recognized at the Court of Honor.

Troop Court of Honor

Generally we have three troop Courts of Honor each year; one in the spring, summer and fall. The summer Court of Honor generally awards all of the merit badges, camping awards, rank, and special awards that were earned at Summer Camp and is our largest one. This is an important part of the Scout program and we need to have all of our Scouts and their parents in attendance. All of us like to receive recognition for our efforts and this is especially true for young people. You will find that if you show your son that advancement is important to you, he will usually find it is something important to him also.

Eagle Court of Honor

Only two percent of the kids who join Scouting make it to this level. We are very fortunate in this troop, in that our percentage is usually much higher. But, this is something that a boy must want to do. A brief ceremony is held prior to the actual presentation of the Eagle awards and boys from the troop, as well as the adult leaders are involved.

We have a special ceremony to honor those Scouts that have earned the prestigious Eagle Scout award. Everyone who makes Eagle deserves the respect of his peers and their attendance at these ceremonies should not be taken lightly. We try to teach our kids what we think is important and hope as they grow up, they share those values. As a leader, I cannot tell you how many times I have had conversations with parents about why their son is not motivated to advance or even become an Eagle Scout himself.

My question to them is how many Eagle ceremonies have **THEY** been to? How important has it been to **THEM** to support the kids, as well as the families, that have made the sacrifices it takes to see their son reach the pinnacle of Scouting? There will always be conflicts and choices to be made. However, these kids do deserve our respect and support for what they have done for **YOUR** kids while in Scouting.

Discipline

Should it be necessary, Scouts will be disciplined in non-violent and non-corporal punishment means. The majority of the time discipline is handled by the Senior Patrol Leader or Patrol Leader under the guidance of the Scoutmaster or Assistant Scoutmasters. If a Scout is so unruly or causes serious mental or physical harm, the parents will be notified and the Scout will be sent home with the parents.

If this occurs on a high adventure trip, appropriate one-way commercial transportation will be utilized and the cost covered by the Scout. Communication with the parents will be completed prior to the Scout's return. The final decision rests with the Scoutmaster or trip leader.

Communications

Weekly E-mail – To further communications the Scoutmaster sends out the message of the week via e-mail to scouts with e-mail accounts.

Website – www.fisherstroop109.com - The message of the week is also posted to the Troop's website along with additional materials and resources for the Scouts and adults. You can send an e-mail to the Scoutmaster and webmaster directly from the website. Pictures of past camps are also found on this site.

Monthly Adult Leader's Meetings – Every month the Scoutmaster and the Assistant Scoutmasters will hold a meeting with the parents to discuss upcoming events and address parent concerns. These are usually held on the 1st Tuesday of the month immediately following the Patrol Leader's Council.

Meetings

Troop Meeting Format

Pre-Opening. As Scouts begin to arrive, the Senior Patrol Leader or the Assistant Senior Patrol Leader(s) should be preparing for the meeting – setting up equipment, arranging chairs, giving assignments, and doing whatever else must be done ahead of time.

Opening (5 minutes). The Senior Patrol Leader will call the meeting to order at the appointed time, instructing the Scouts to line up in formation by patrols. The opening will lead the troop in reciting the Pledge of Allegiance, Scout Oath, Law, and Outdoor Code. Visitors, new Scouts, and special guests will be introduced.

Patrol Time (5 – 10 minutes). At the conclusion of the Opening, the Senior Patrol Leader may send each patrol to a designated area. Patrol Leaders will take charge of during this portion of the meeting. This will focus on skills needed to participate in an upcoming activity, or skills they must have to complete requirements for advancement. Other matters to be handled include taking attendance, planning the patrol's involvement in upcoming troop activities, selecting menus for hikes and campouts, assigning patrol members to specific tasks, and working on any other patrol business.

Scoutcraft (25 – 30 minutes). Due to the various ages and levels of expertise with the troop, this activity will be organized at three levels – basic information for new Scouts, more advanced instruction for Tenderfoot and Second Class Scouts, and more challenging for First Class and above. The sessions with the older Scouts may include working on a merit badge, planning for a service project or High Adventure activity, or working on Venture requirements. Instruction should be hands-on learning rather than lecturing. Those leading the sessions should have some level of expertise in the area they are instructing, or outside experts willing to share their knowledge with the troop.

Inter-Patrol Activity (25 – 30 minutes). Led by an older Scout, this allows patrols to interact with one another in a competition or in a cooperative effort. The activity might be a game that tests the skills Scouts are learning for an upcoming event or just for fun.

Closing (5 minutes). The closing is time for announcements regarding upcoming events, reminders for meetings, service projects, or campouts. The closing can also include a Scoutmaster minute, simple ceremony, a song, or a prayer.

After the Meeting (10 minutes). At the end of the meeting, the Senior Patrol Leader should meet briefly with the Scoutmaster and Patrol Leaders to review the meeting, go over plans for the coming activities, and plan for the next meeting. In addition, all of the equipment that was used for the meeting or returned from the previous campout will be collected and returned to the troop bus or shed.

Service Projects

Service to the community and others is an important part of the Scouting program. As Scouts, you are expected to be very active in this area. It may be through a troop service project for our sponsoring organization, participating in an Eagle Project, helping out with the Cub Scout program, or just service to the community. Not only will you feel good about yourself as you help others, but you will also be providing valuable support to the community where you live. In addition, part of the consideration of who will be eligible for leadership positions will be how active are you in this area.

Camping Program

The scouts determine camp themes and locations during planning outing camp in July or August. Camping offers each Scout opportunities to work on rank advancements while also having fun during the day. Camping also helps build their self-esteem as they learn survival skills, navigational skills and camping techniques.

As is the case for Troop meetings, the Scouts run the camping program. Parents are welcome to camp with the troop with the understanding that the Scouts are in charge of the program. Any concerns, other than the immediate safety of a Scout, should be directed to a Scoutmaster.

Monthly Campouts

Each month the troop has a monthly campout. Each camp has a theme and is typically held at a scout camp or state park in Indiana and in adjoining states. All the activities at

camp are geared toward the monthly theme. The monthly camp is an excellent place to earn and learn Scouting skills. Examples of these are: fire building, hiking, first aid, orienteering (compass), handling axes, hatchets and knives. Knot tying, lashings, building camp gadgets, the buddy system, animal identifications, plant identification, cooking and swimming safety. It is highly recommended that Scouts attend each camp and work on these outdoor skills during the advancement activities of each camp. In addition to advancement activities each camp features games that each patrol competes against the other patrols, and a camp fire after dinner. On Sunday mornings a non-Denominational Service is held prior to departure.

Camp Meals - All meals and snacks requirements are planned and coordinated by the Scout Quartermasters. All meals are balanced and sufficient in quantity. All Scouts are expected to eat everything. The only exceptions are for medical reasons and reasons of religion. Medical problems with food **Must** be identified on the medical form. Special religious limitations need to be submitted to the Scoutmaster in writing. Accommodations will be made for identified foods and drinks.

Meals are prepared, cooked and consumed by the Scouts and Leaders. Along with this comes KP (dishwashing). Scouts will be required after each meal to clean up and exercise proper sanitation. Scouts should not bring snacks, candy, pop & drinks (other than water) or supplemental foods to camp. We do not allow food in the tents due to the fact that we are camping where wild animals such as raccoons, skunks, or other animals live. All of these animals have been known to slice into the tents with their claws and to surprise unwary campers. There have been cases where a scout has woke up to find an animal on their chest or going through their duffel bag. It is our concern to eliminate the primary cause, which is food in tents.

Should Scouts be required to bring food they will be notified and instructed what to bring to camp. The Scouts will be instructed as to what types of food are acceptable to bring. Check the website for the packing lists and food requirements for a specific camp. Remember – If you pack it in, you will pack it out. Don't overload your camp bag or back pack!

Troop Gear

The Troop's gear begins and ends with the Troop's bus. Before camps the quartermasters check and recheck the gear, packing what is needed, packing the food and miscellaneous equipment that the Scouts will need for that particular camp. When your son goes camping with the troop he will be using the Troop's tent, a patrol cook kit, cooking stoves and a dining fly. The Troop expects the Scout to treat the gear properly and to show responsibility to clean and maintain troop gear. We expect normal wear and tear of our gear, but any mistreatment of gear by a Scout could be charged to the Scout responsible. This includes payment for replacement or repair. This reinforces the responsibility aspects of Scouting. As part of the shared leadership in the patrol, your son may be asked to take gear home to clean after camp. It is the Scout's responsibility to carry out those tasks assigned to them such as:

- Cleaning and airing out a tent or tarp/fly
- Cleaning a cook kit

- Cleaning a Dutch oven
- Cleaning out coolers or other gear

All such gear is due back to the Troop meeting on the Tuesday after camp. The Scout is responsible to bring back the gear on time. Should extenuating circumstances exist, contact the Scoutmaster in advance to make arrangements for the return of troop gear. The maintenance of our gear is very important to our program. If gear is not returned on time it will not be available for the next camp, which could limit the number of Scouts that can participate.

Tent Dry Out Instructions – At the conclusion of camp, it is imperative that the tent that he brings home is hung up to dry! Even if it is still raining, the tent can be hung up in a garage or basement to dry. To accomplish this, the tent must be unpacked and opened up. Care is to be taken not to lose tent stakes or poles. Re-pack the tent, tent stakes and poles the same way the tent was packed at camp. Make sure all the poles etc. are properly packed and returned.

Cook kit cleaning Instructions- Everything in the kit should be washed the same day it comes home (the fresh residue become cleaner easier that way). The kit should be wiped out with soap and water, rinsed and dried. The pots may require scrubbing as well. The plates, silverware etc., can be washed in the dishwasher.

Cooler Cleaning Instructions - Wash with mild soap, rinse and dry inside and out.

Dutch Oven Cleaning Instructions – Heat water in a teapot until boiling. Pour the boiling water into the Dutch Oven and let stand. After about 5- 10 minutes pour the wash water into the sink.

Caution: the Dutch Oven it HOT!!! Wipe out the inside and follow with by washing with mild

non-abrasive soap and rinse. **DO NOT use Scouring pads!**

Tarps/Dining Flys - Drying out – Follow same instructions as tent above.

Troop Gear Inventory – This is performed by the Troop’s Quartermasters, who check and issue troop gear to the scouts. At the end of each camp the Quartermasters assign gear to troop members to take home and clean. Each tent is lettered or numbered and the inspection results from the last camp can be prepared to the current condition. If there is a problem with the tent missing parts etc. the Scouts that are assigned to that tent are responsible to report such problems. The Quartermasters are responsible to replace any missing parts or to take a tent out of service until the proper replacement part can be obtained.

When a Scout brings a tent back at the advancement night, the Quartermasters will open and inspect the tent and parts. So if the Scout didn’t open and air out the tent (the tent will be mildewed), or half the stakes are missing the Scout involved will be asked about the circumstances. The Scout may be asked to re-clean the tent or to replace the missing stakes. This procedure applies to any other troop gear that requires cleaning and maintenance. The Quartermasters have the responsibility to re-pack the Troop Bus after the Gear is returned.

Scout Responsibilities

Scouts are responsible to keep tents clean that are checked out to them. We need to have all of the parts returned and in good working order after a campout.

Scouts are responsible to use Troop equipment properly, if a Scout is unsure about how to use a piece of equipment they should ask their patrol leader, quartermaster, Scoutmaster, or the senior patrol leader.

Scouts should report all abuse of any troop gear.

Quartermasters are responsible to inventory and check in all troop gear.

Quartermasters load and unload the Troop bus making sure that all needed equipment is read and packed into the bus prior to camp.

High Adventure

The purpose of High Adventure is to provide the Scouts, parents and leaders an opportunity to take trips with higher adventure than what is offered at typical scout camps. Boys that are eligible (typically age 14 and older, along with other physical requirements) may organize and take trips to places such as Philmont Scout Reservation for a backpack adventures, Northern Tier at Boundary Waters Canoe Area for canoeing, or Florida SeaBase for camping/boating/fishing/snorkeling,, etc.

The troop typically organizes trips over one year in advance. Details can be found at the following websites:

<http://www.scouting.org/philmont/>

<http://www.ntier.org/>

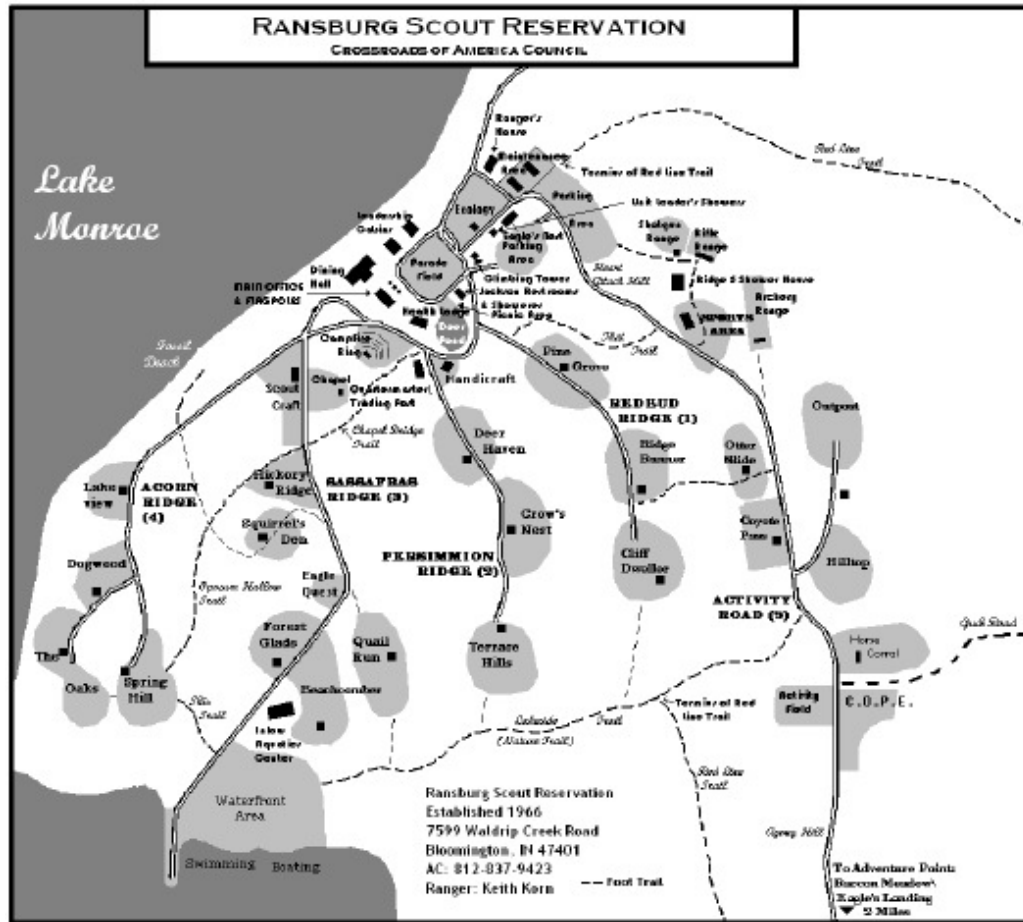
<http://www.bsaseabase.org/>

Appendix A – Maps to popular Council Camps

Ransburg Scout Reservation
7599 E. Waldrip Creek Road
Bloomington, IN 47401
(812) 837-9423
<http://www.ransburgbsa.org/>

Directions to Ransburg Scout Reservation
<http://www.mapquest.com/maps?address=7599+E.+Waldrip+Creek+Road&city=Bloomington&state=IN&zipcode=47401&country=US>

Camp Map of Ransburg Scout Reservation



Location of Activities

Activity	Area	Activity	Area
1 st Class	Eagle Quest	Mile Swim	Waterfront
2 nd Class	Eagle Quest	Motorboating	Waterfront
Animal Science	Ranch	Mountain Biking	Sports
Archaeology	Ecology	Music	Handicraft
Archery	Archery	Nature	Ecology
Art	Handicraft	Nuclear Science	Ecology
Astronomy	Ecology	Open Boating/	Waterfront
Athletics	Sports	Boardsailing/	
Basketry	Handicraft	Kayaking	
Bird Study	Ecology	Open Swimming	Waterfront
Camper	Scoutcraft	Orienteering	Sports
Camping	Scoutcraft	Paul Bunyan Award	Scoutcraft
Canoeing	Waterfront	Personal Fitness	Sports
Chemistry	Ecology	Pioneering	Scoutcraft
Climbing	Climbing Tower	Plant Science	Ecology
COPE	COPE	Ransburg Wrangler	Horse Corral
Emergency Prep.	Scoutcraft	Rifle Shooting	Rifle Range
Energy	Ecology	Rowing	Waterfront
Environmental Science	Ecology	Shotgun Shooting	Shotgun Range
Fingerprinting	Handicraft	Small Boat Sailing	Waterfront
Firecrafter	Scoutcraft	Soil & Water	Ecology
Fire'n' Chip	Scoutcraft	Conservation	
First Aid	Scoutcraft	Space Exploration	Handicraft
Fish & Wildlife	Ecology	Sports	Sports
Forestry	Ecology	Swimming	Waterfront
Geology	Ecology	Tenderfoot	Eagle Quest
Horsemanship	Horse Corral	Totin' Chip	Scoutcraft/Eagle Quest
Indian Lore	Handicraft	Veterinary Medicine	Ranch
Instructional Swim	Waterfront	Waterskiing	Waterfront
Intramurals	Sports	Weather	Ecology
Leatherwork	Handicraft	Wilderness Survival	Scoutcraft
Lifesaving	Waterfront	Woodcarving	Handicraft
Mammal Study	Ecology	Woodsmen	Scoutcraft
Metalwork	Handicraft		

Camp Kikthawenund
7651 W. 500 N.
Frankton, IN 46044
(765) 552-7400

Directions to Camp Kikthawenund

<http://www.mapquest.com/maps?city=Frankton&state=IN&address=7651+W+500+N&zipcode=46044-9538&country=US&latitude=40.178296&longitude=-85.817282&geocode=ADDRESS>

Camp Belzer
6102 Boy Scout Road
Indianapolis, IN 46226
(317) 546-6031

Directions to Camp Belzer

<http://www.mapquest.com/maps?address=6102+Boy+Scout+Road&city=Indianapolis&state=IN&zipcode=46226&country=US>

Camp Krietenstein
6445 E. County Road 575 N
Center Point, IN 47840
(765) 552-7400

Directions to Camp Krietenstein

<http://www.mapquest.com/maps?city=Centerpoint&state=IN&address=6445+E+County+Road+575+N&zipcode=47840-8110&country=US&latitude=39.469745&longitude=-86.98861&geocode=ADDRESS>

Camp Red Wing
5757 E. Inlow Springs Rd.
Muncie, IN 47302
(765) 288- 0724

Directions to Camp Red Wing

<http://www.mapquest.com/maps?address=5757+E.+Inlow+Springs+Rd.&city=Muncie&state=IN&zipcode=47302&country=US>

Camp Bear Creek
7417 S Scout Rd
Connersville, IN 47331
(765) 825-6144

Directions to Camp Bear Creek

<http://www.mapquest.com/maps?address=s+scout+rd&city=connersville&state=in&zipcode=47331&country=US>